

3 to +4 years

INTEGRATED ACTIVITY BOOK




CLASS-LKG


Here is the letter 'a'




axe



arrow




alligator



ant


Draw some apples in this apple tree and colour them.



a

a

Here is the letter 'b'




ball



boat

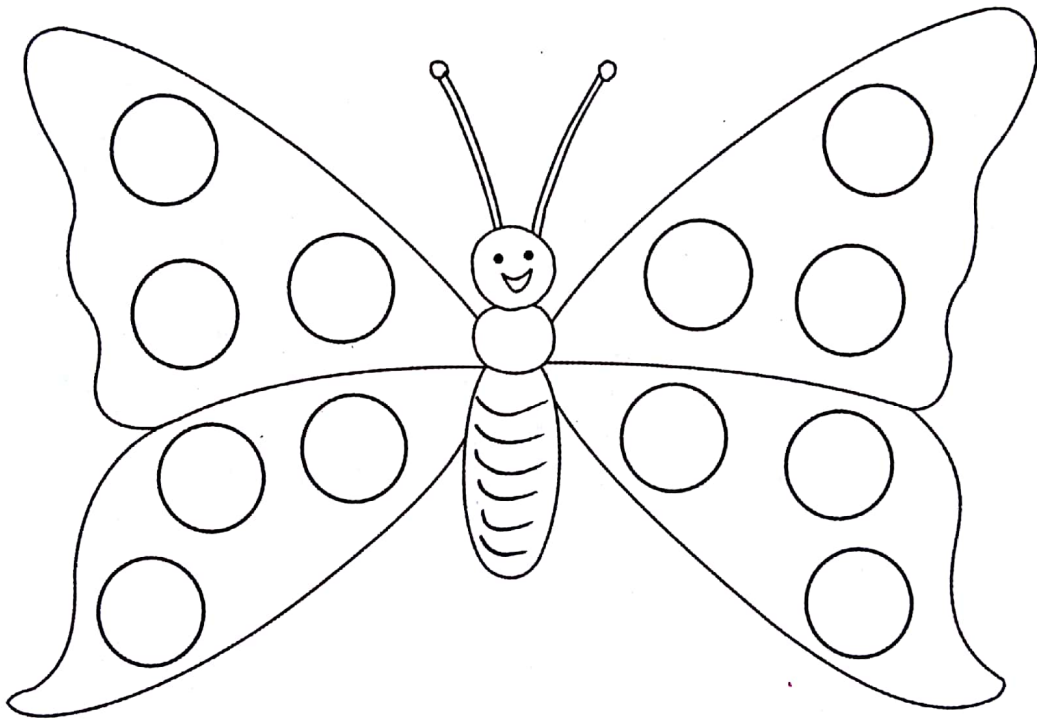


balloons



bus

Make the butterfly colourful by putting thumb impressions in the circles.



b

ab


Here is the letter 'c'




cake



candle





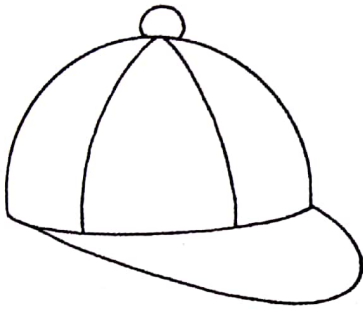


camera



camel

Colour all the things that begin with 'c'.



c

abc


Here is the letter 'd'



doll



dog



dice



deer


Draw a duck in the pond.



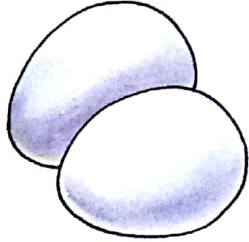
d

abcd


Here is the letter 'e'



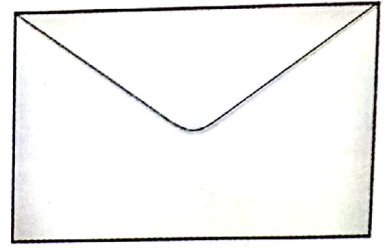
elephant



egg




elbow



envelope

Tear the glazed paper and paste it on the engine.



e

abcde


Here is the letter 'f'




flower



flag

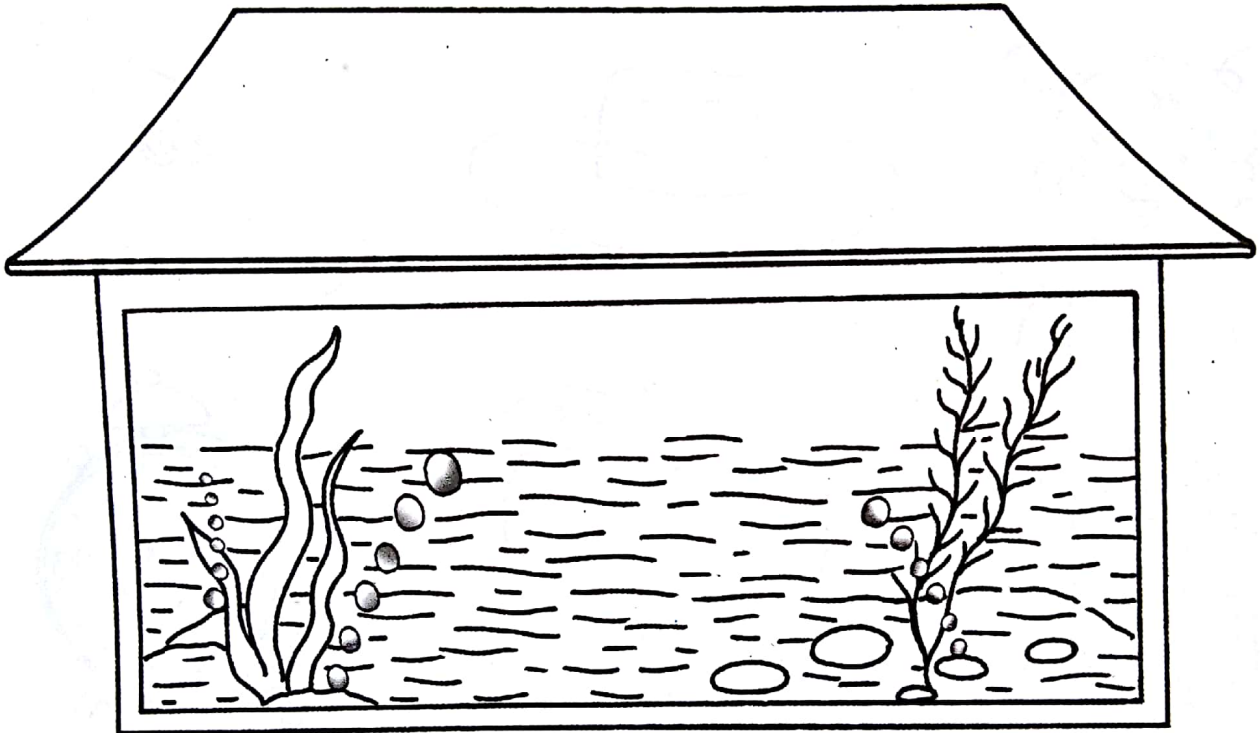


fan



fox

Draw a fish in the fish tank and colour it.



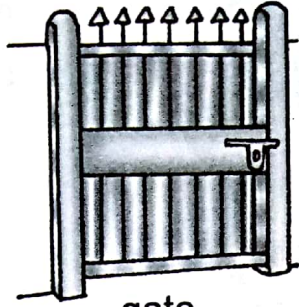
f

abcdef

Here is the letter 'g'



glass



gate



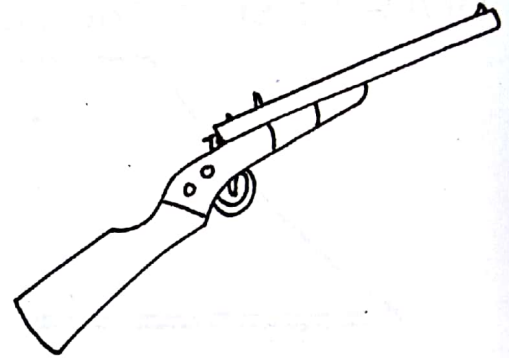



goat



gloves

Colour all the things that begin with 'g'.



g

abcdefghijklmnop


Here is the letter 'h'




hut



horse



hen




hat

Put your hand impression here (Use paints).

h

abcdefghijklmnopqr


Here is the letter 'i'




insect



inkpot

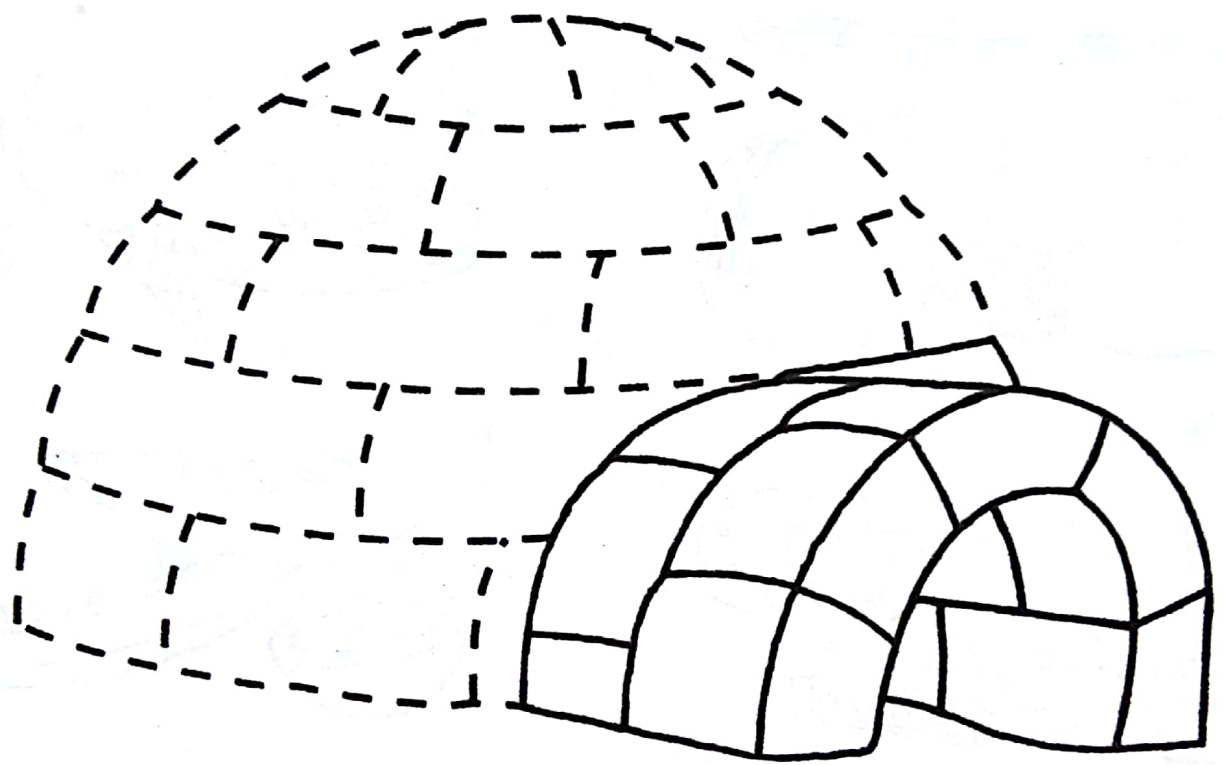


inch-tape



igloo

Join the dots and complete the igloo.



i

abcdefghijkl

Here is the letter 'j'




jug



jeep



jam



jigsaw

Complete the face of a joker by joining the dots. Also colour it.




j

abcdefghijklmnopqrstuvwxyz

Here is the letter 'k'




king



kite



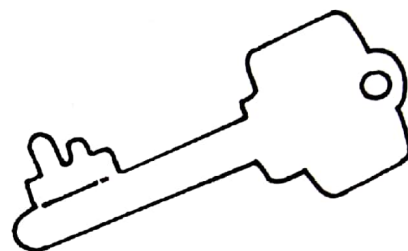

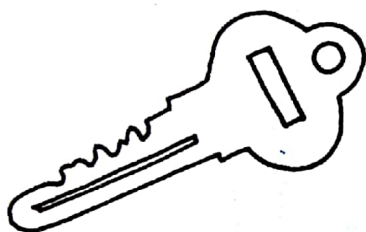



kangaroo



kettle

Match the keys that are same.



k

abcdefghijkl

Here is the letter 'l'




lion



leaf


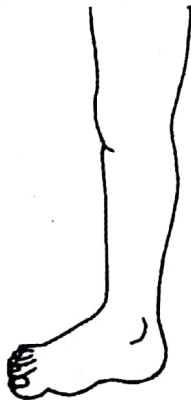



ladder



lemon

Colour all the things that begin with 'l'.



l

abcdefghijkl

Here is the letter 'm'



mango



moon




mouse



mug

Draw the missing body parts of the monkeys and colour them.



m

abcdefghijklm

Here is the letter 'n'



net



necklace

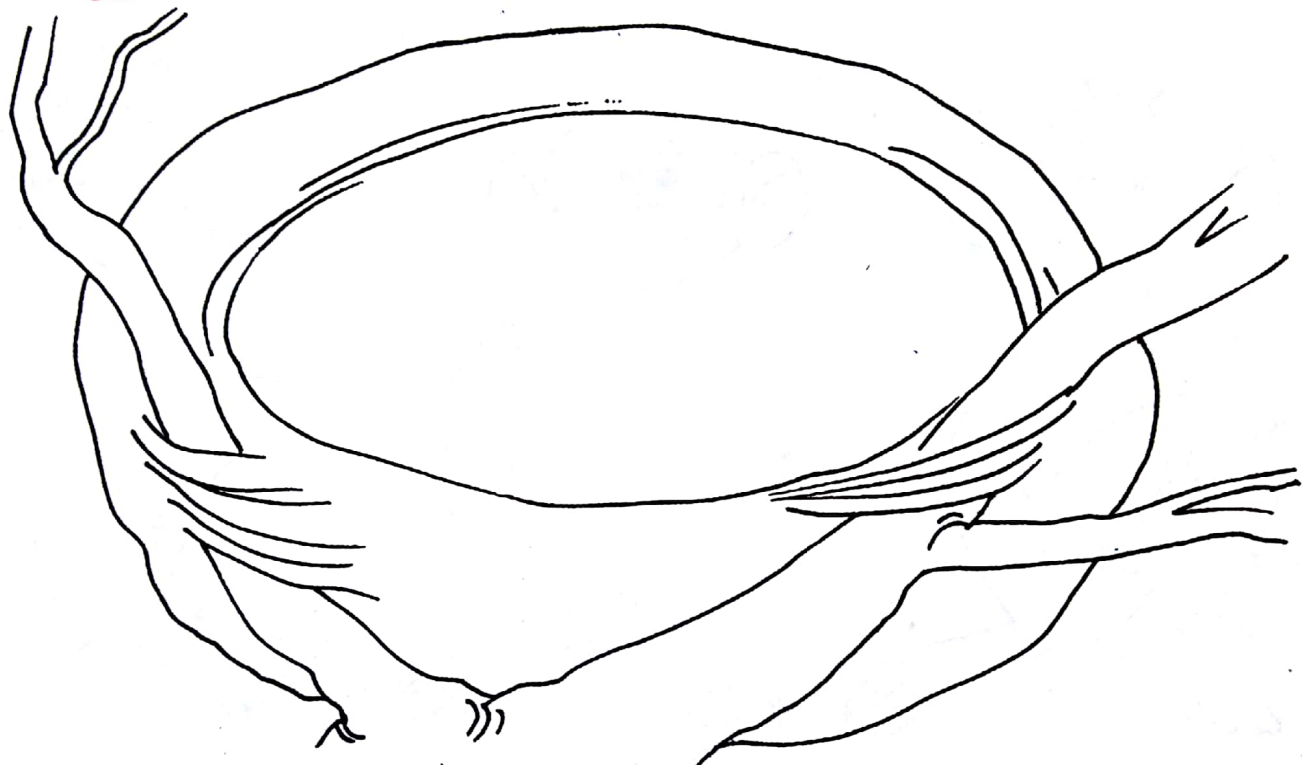


nail



nut

Draw eggs in the nest and colour the picture.



n			

abcdefghijklmn


Here is the letter 'o'



ostrich



octopus




ox



oil


Draw some oranges in the basket and colour them.



o

abcdefghijklmnop


Here is the letter 'p'



pig



peacock




pear



pencil

Do potato printing in the pineapple.




p

abcdefghijklmnop


Here is the letter 'q'



queen



quill

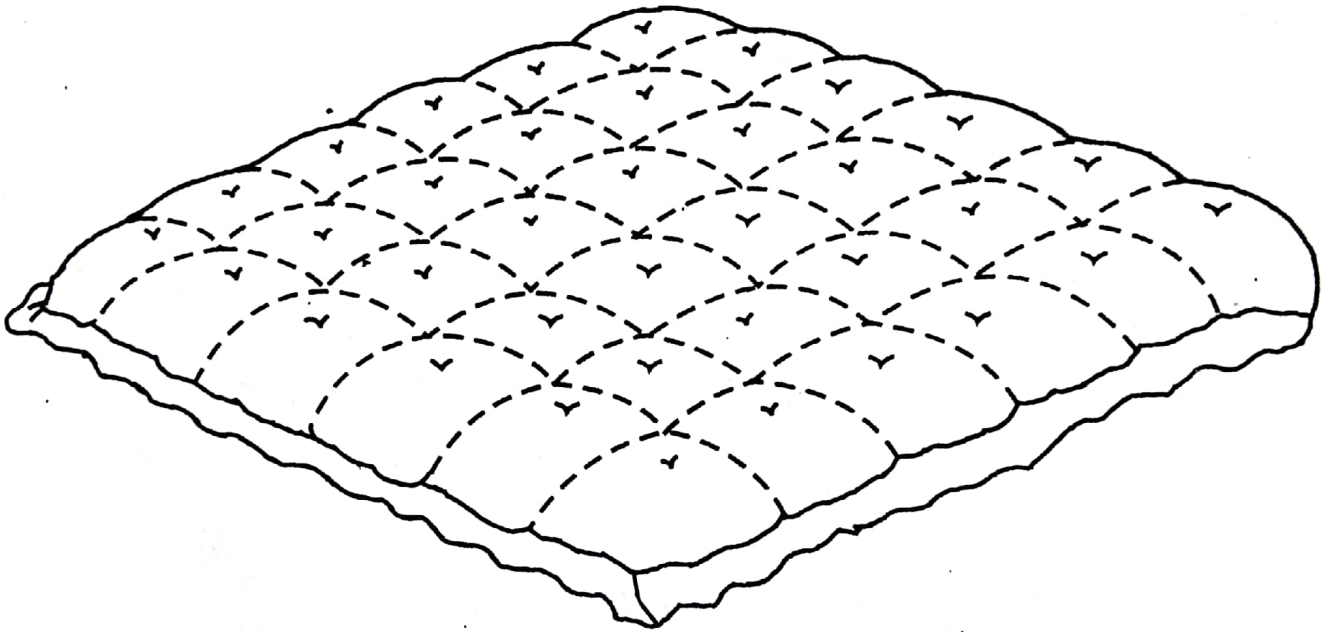


quilt



queue


Join the dots to make the quilt for a queen.




q

abcdefghijklmnopq

Here is the letter 'r'




rabbit



rocket



rainbow



ring

Draw some more rain drops and colour the picture.




r

abcdefghijklmnopqr

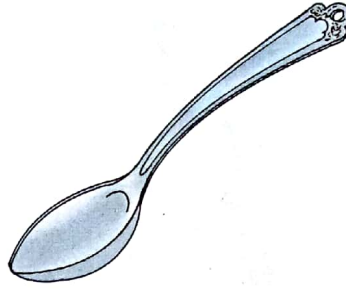
Here is the letter 's'



snake



socks




spoon



swing


Draw sparrows in the sky.



S

abcdefghijklmnopqrs

Here is the letter 't'



tiger



tree




telephone



truck

Draw something that you like to watch on television.



t

abcdefghijklmnopqrst

Here is the letter 'u'



uncle



umbrella



up


It is raining. Join the dots to make umbrellas for both the boy and the girl. Also colour the picture.




u

abcdefghijklmnopqrstu

Here is the letter 'v'



van



violin



vase



vegetables


Write the initial letter sound of each vegetable.



v

abcdefghijklmnopqrstu

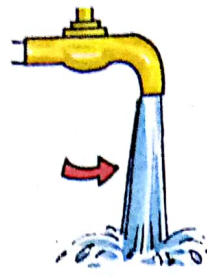
Here is the letter 'w'




well



watch

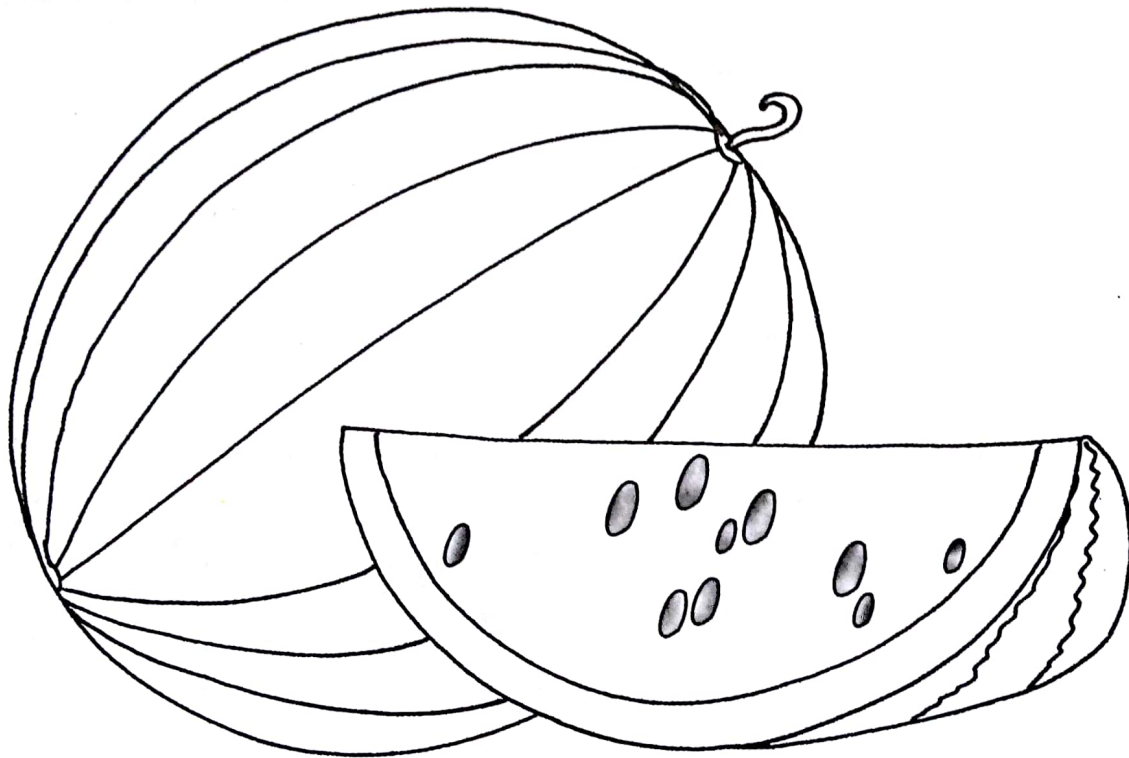


water



window

Colour the watermelon.



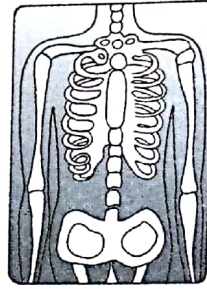
w

abcdefghijklmnopqrstuvwxyz

Here is the letter 'x'



x-mas tree



x-ray

Decorate your x-mas tree by drawing bells, balloons, stars etc.



x

abcdefghijklmnopqrstuvwxyz

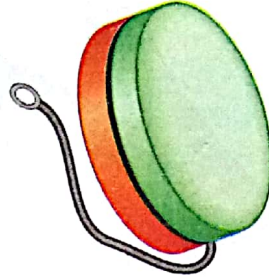
Here is the letter 'y'




yacht



yak




yo-yo



yolk


Draw a yo-yo for Yash .



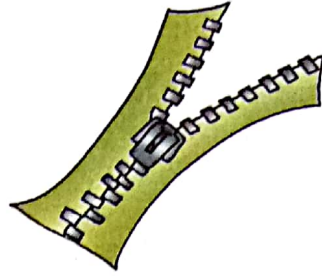
y

abcdefghijklmnopqrstuvwxyz


Here is the letter 'z'




zoo



zip



zebra crossing



zero

Join the dots from a-z to complete the picture.



Z

abcdefghijklmnopqrstuvwxyz



My alphabet garden

a b c d






My alphabet garden

e f g h

Multiple sets of horizontal handwriting lines (red top and bottom lines, blue middle line) for practicing letter writing.



My alphabet garden

i j k l

A series of horizontal writing lines for practicing the letters i, j, k, and l. Each letter is shown on a set of four lines (top, middle, bottom, and descender). Below this, there are 12 more sets of these four-line guides, providing space for independent handwriting practice.







My alphabet garden

m

n

o


p



My alphabet garden

q r s t






My alphabet garden

u v w x

[Blank handwriting practice lines consisting of multiple sets of red, blue, and red lines.]








My alphabet garden


y z

A series of horizontal lines for handwriting practice, consisting of alternating red, blue, and pink lines. The first row contains the letters 'y' and 'z' for tracing. The remaining rows are blank for independent practice.


Write the missing letters.





Write the small letter next to the capital letter.





B




T



F



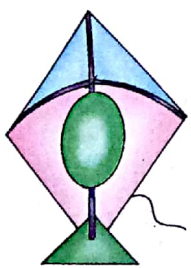
U




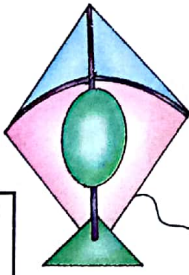
J




D




K




P
















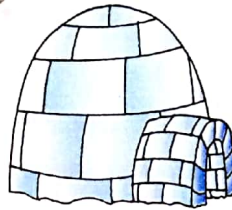
H



M



Write the capital letter before the small letter.




What is your name?

My name is

(Teacher to write down the name)

Now copy your name here.



Handwriting practice lines consisting of multiple sets of three horizontal lines (top red, middle blue, bottom red) for copying the name.

Alphabet Chart

Let us read it together :

A a B b C c D d

E e F f G g H h

I i J j K k L l

M m N n O o P p

Q q R r S s T t

U u V v W w X x

Y y Z z

abcdefghijklmnopqrstuvwxyz